


ULTRA SONE "TB" SERIES

MODELS QCF-200, QCF-500 CEILING OR IN-LINE TWIN BLOWER FANS



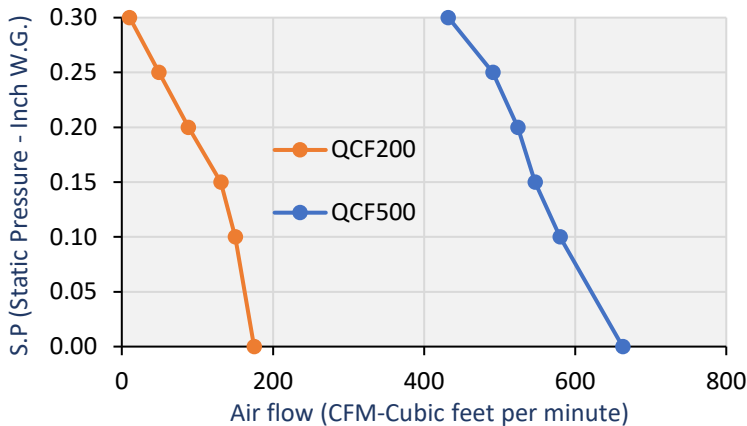
STANDARD:

- White Perforated Steel Grille
- Continuous Duty Life Time Lubricated Motor with Thermal Protection
- Plug Type Disconnect
- Galvanized Metal Forward Curved Blower Wheels
- Universal Mounting Brackets
- Insulated Cabinet
- Neoprene Vibration Isolator
- Aluminum Backdraft Damper

FAN DIMENSIONS

MODEL	A	B	C	D	E	F	G
QCF200	18	10	10	12	4	11	19
QCF500	24	14	14	18	5	15.5	25.5

FAN DATA



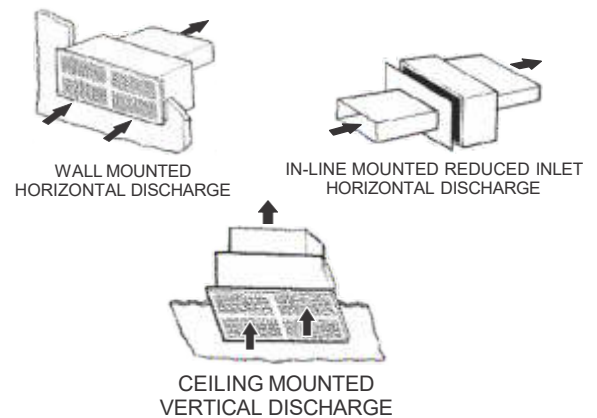
HVI Rating:

MODEL	@ 0.10" S.P.
QCF200	150
QCF500	580

OPTIONAL:

- White Aluminum Egg Crate Grille
- Speed Controller
- Inline Adapter Kit (call factory)
- Built In Fire Radiation Damper (see FF series)

TYPICAL IN-LINE INSTALLATION



ULTRA SONE "TB" SERIES PERFORMANCE CHART (120V AC , 60 Hz)

MODEL	RPM	AMPS	WATTS	S.P.	0.00	0.10	0.15	0.20	0.25	0.30	SONES
QCF200	1374	0.55	44.4	CFM	175	150	131	87	49	10	3
QCF500	1173	1.68	153		663	580	547	524	491	432	4