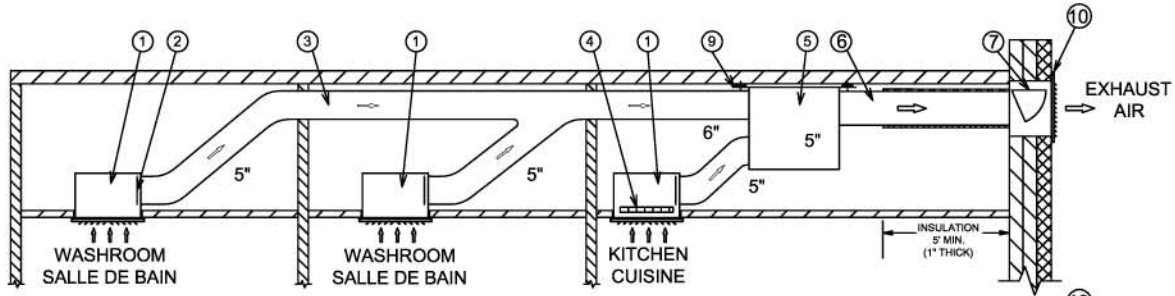
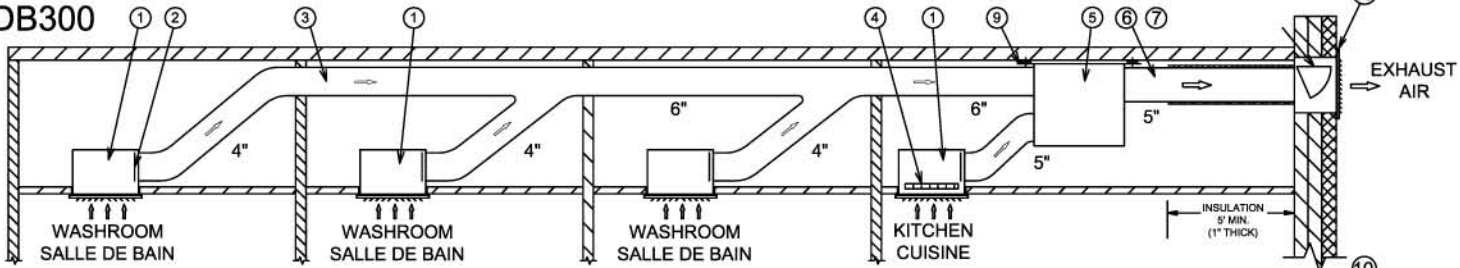


XL SERIES FAN

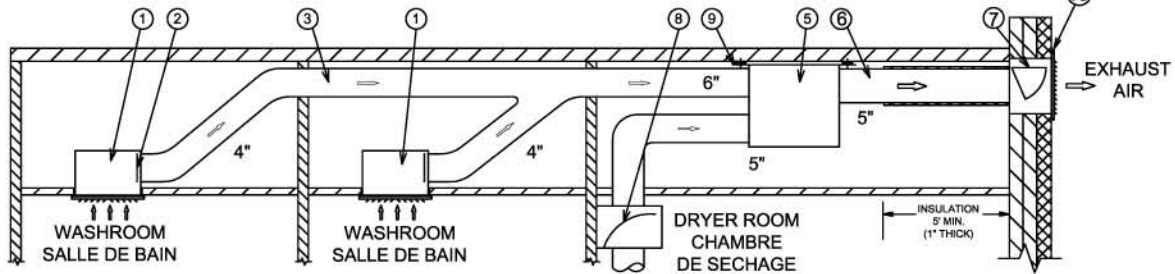
DB200
SMP260



DK260
SMP350
DB300
QDB300



DBP300
PW200

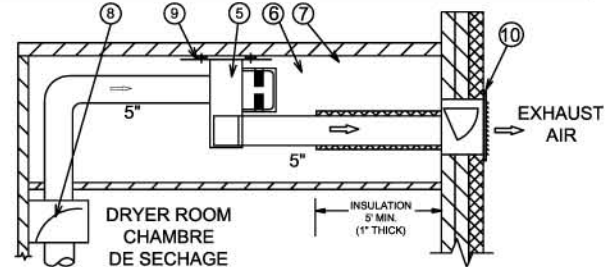


1. BALANCE BOX
2. HAND ADJUSTED BALANCE DAMPER
3. PIPE
4. GREASE FILTER
5. FAN
6. EXHAUST PIPE
7. LEAKPROOF WALL BOX C/W LEAKPROOF GRILLE
8. LINT TRAP
9. RUBBER GROMMET

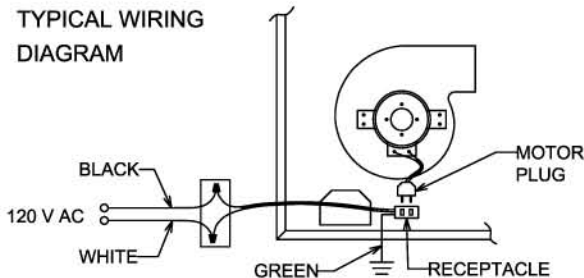
1. BOITE BALANCE
2. AMORTISSEUR BALANCE REGLAGE MANUEL
3. TUYAU
4. FILTRE A GRAISSE
5. VENTILATEUR
6. TUYAU EX.
7. BOITE DE MUR
8. PIEGE DE LINTEAU
9. RONDELLE EN CAOUTCHOUC

NOTE : GREASE FILTER MUST BE INSTALLED FOR KITCHEN USE ONLY.

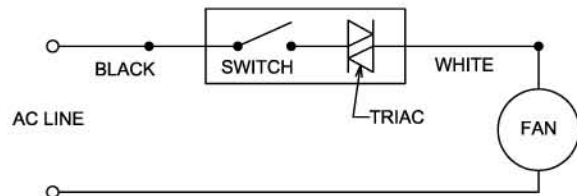
PWS100
PWS200
PWS300



TYPICAL WIRING DIAGRAM



CONNECTION DIAGRAM FOR SPEED CONTROL

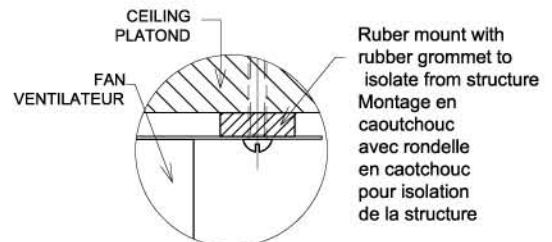


WARNING -- MOVING PARTS, DISCONNECT POWER SUPPLY BEFORE REMOVING ELECTRICAL BOX COVER.

NOTE: DO NOT SUSPEND FANS FROM DRYWALL OR LATHING CHANNELS

NOTE: NE PAS SUSPENDRE LES VENTILATEURS DU MUR SECHÉ OU LATTE CANNELURE

IMPORTANT : MINIMUM CFM FOR VENTILATION AND/OR INTERCONNECTIONS OF DUCTS AND FANS COULD BE REGULATED BY YOUR LOCAL BY-LAWS. VERIFY ACCEPTANCE OF INSTALLATION WHEN NECESSARY.



REVERSOMATIC
MANUFACTURING LIMITED

790 ROWNTREE DAIRY ROAD WOODBRIDGE, ONTARIO L4L 5V3 CANADA
PHONE:- (905) 851-6701 FAX:- (905) 851-8376 E-mail:- info@reversomatic.com
www.reversomatic.com